



brochure

our point of view



www.padoan.it/documents/Padoan_BrochureEN_Download.pdf

Standard and customized tanks

In this brochure Padoan presents the “N” tanks, the standard solutions available for our clients. Our R&D dept. is at your disposal to find the best solution to fit your needs with customized products. Feel free to contact us at info@padoan.it.



our point of view

Padoan is a leader Company for oil, diesel oil and combined tanks, hydraulic solutions and integrated systems for industrial vehicles.

The mission is translated into action by Padoan - the Italian HQ, Padoan Swiss, Padoan Deutschland and Padoan Chile.

Our know-how allows us to support OEMs and the distribution network too, providing solutions for the hydraulic application.

Padoan Deutschland has a specific mission focused on wet kit design and selling.

Quality, innovation, research and development are the milestones of the company's success since 1937.

Over the years Padoan has become a worldwide company, providing its professional expertise in more than 50 countries through a wide network.

Our mission and vision can be expressed by our claim: **WETANKYOU SINCE 1937.**


We want to be a partner more than a supplier, providing solutions and “tankerizing” an increasing number of players in many different fields.

At the same time we want to *Th*ANK the clients who trust in us as a partner to develop their projects and strategies.

Last but not least, we want to *Th*ANK our team, more than 200 people in the world who, since 1937, provide the quality and value we share with you.

RAW MATERIAL USED IN AUTOMOTIVE FIELD

The material we use guarantees resistance, finishing, longer life expectancy, high quality perception to create premium products.



AUTOMATIZED WELDING PROCESS

For several years our welding process has been carried out by automatized robots, through the adoption of the MIG/MAG technology.

This allows a better internal cleaning avoiding the contamination normally caused by manual or standard welding.



PAINTING PROCESS

The painted steel tanks are finished with an epoxy powder coating (from 70 to 180 μ) to guarantee the protection from aggressive agents.

Moreover, on request, primer is also applied for a further protection.



RELIABILITY TEST WITH CRACK TESTING MACHINE

All of our tanks components, including brackets and straps, are tested with our cracking vibration machine to verify the life expectancy and quality of our products.



QUALITY TEST 1:1 WITH LEAK DETECTOR

Every tank is tested through an automatized machinery to verify any microscopic loss, using helium technology.

Every tank is marked with a label to indicate it has been tested and approved.



All rights reserved to Padoan srl. It is not allowed any kind of copy or use of information or pictures contained in this brochure.

Pictures and descriptions provided for our products are not to scale and are intended for illustrative purposes only.

Padoan is not responsible for any mistake or inaccuracy.

The Company reserves the right to change the technical features of the products without prior notice.



MULTIFITTINGS SIDE INSTALLATION KIT


Our brackets are designed with a multipurpose fixing holes solution that grants a wide range of mounting combination on different chassis.



STAINLESS STEEL STRAPS AND CRADLE MOUNTING KIT

The correct positioning of the tanks is fundamental to guarantee a lasting application.

This is the reason why we only use stainless steel straps which are resistant to the weather conditions and to rusting, and cradle mounting kits which fasten the tank by reining it in and avoid damages due to vibrations.



EPDM PROTECTION

The particular design allows to protect hands and materials from the cutting edge. The EPDM is installed on straps and brackets, and the particular wavy design, allows the water drainage.

This specific material, compared to PVC, maintains its features in a wider range of temperature (-45°, +150°).



INTERNAL CLEANING

Upon request, a specific and innovative working station is available for the internal flushing of our aluminium and stainless steel tanks.

This process is optional, and represents a further step towards the optimization of the cleaning process.

Padoan adopts ISO 16232 as reference to analyze the cleanliness of its flushed tanks.



EXTERNAL CLEANING

We take care of the finishing of each tank.

To emphasize the quality of processes and materials a manual cleaning is carried out by our team.



PRODUCT IDENTIFICATION WITH DISTINCTIVELY LABEL

Each tank is identified through a serial number. This individual "identity card" allows the traceability through the whole production chain and simplifies the communication between the customer and the supplier, for any needs.



INSTRUCTIONS FOR ANY INSTALLATION KIT

All tanks and kits are supplied with instructions, to give the installers all the necessary key-points to save time and ease the assembly process.

Instructions are available in four languages.



PROTECTIVE SHELLS AND HIGH RESISTANCE CARDBOARD

No additional costs for the high quality protection guaranteed by shells tailored for each type of sidewall sizing and by the high resistance cardboard.



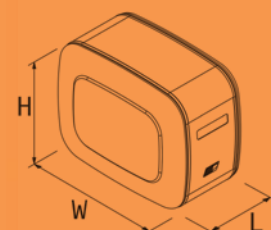
PROMPT DELIVERY

Quality and efficiency are part of our vision, managed also with a wide range of tanks and accessories to ensure a prompt delivery to our clients.

More than 3.500 tanks, in fact, are always on stock with a constant turnover.



oil tanks



Download specifics

**26/36 and 36/26**

This oil tank is equipped with:

- air breather cap h 41
- round aluminium level gauge 3/4"

Welded mounting kit: available for side, inside and rear position (included).

www.padoan.it/documents/Padoan_OIL_26-36_36-26_EN.pdf

26/36 (sidewalls 260 mm h x 360 mm w)

Products range	Filter Flange	Level Indicator E = Spy eye L = Level gauge	Returns	Valve Plate	Mounting kit	Adjustable Ball Valve	LT*	Dimensions L x H x W	Material	Product Code NSOF = Steel
Multi Function (MF)	● embossed 135	● E	●	●	● Side/Inside (welded)	○ 1"1/4	30	365 x 260 x 360	F	-0030036H000
							40	465 x 260 x 360	F	-0040046H000
							50	565 x 260 x 360	F	-0050056H000

* Full tank capacity

36/26 (sidewalls 360 mm h x 260 mm w)

Products range	Filter Flange	Level Indicator E = Spy eye L = Level gauge	Returns	Valve Plate	Mounting kit	Adjustable Ball Valve	LT*	Dimensions L x H x W	Material	Product Code NSOF = Steel
Multi Function (MF)	● embossed 135	● E	●	●	● Rear (welded)	○ 1"1/4	30	365 x 360 x 260	F	-0030036V000
							40	465 x 360 x 260	F	-0040046V000
							50	565 x 360 x 260	F	-0050056V000

* Full tank capacity

● included ○ predisposed (not incl) ● not included in the standard tanks

Semi-immersed Return Filters

	Filter Flange	l/min flow	Micron µm	Inlet Connection	Product Code	Spare Parts-Cartridge
	embossed 135	150 l/min	60 µm wire mesh	1"	AF00SEM135100ST	AF00ELF128070BF
		125 l/min	21 µm fiber	1"	AF00SEM135100F2	AF00ELF13007025

Immersed Easy Filter

	Filter Flange	l/min flow	Micron µm	Inlet Connection	Product Code	Spare Parts-Cartridge
	embossed 135	150 l/min	60 µm wire mesh	1"	AF00IMM134101ST	AF00ELF142070RM
		125 l/min	21 µm fiber	1"	AF00IMM134101F2	AF00ELF142070F2

Adjustable Ball Valve

	Products Range	Description	Specifics	Product Code
	Oil Tank	adjustable ball valve MF with lever	1"1/4	ARU0ABV12500100



Download specifics

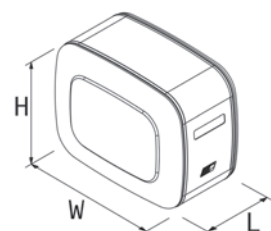
**44/54**

This oil tank is equipped with:

- air breather cap h 41
- level gauge included (check on the table if round or sight)
- adjustable ball valve

Mounting kit: available for side and rear position.

www.padoan.it/documents/Padoan_OIL_44-54_EN.pdf

**44/54 (sidewalls 440 mm h x 540 mm w)**

Products range	Filter Flange	Level Indicator E = Spy eye L = Level gauge	Returns	Valve Plate	Mounting kit	Adjustable Ball Valve	LT*	Dimensions L x H x W	Material	Product Code NSOF = Steel NSOA = Aluminium
Multi Function (MF)	● embossed 135	● L	●	●	● Side / Rear	● 1"1/4	60-70	350 x 440 x 540	A/F	- 0070035MF00
		● E					80	400 x 440 x 540	A/F	- 0080040MF00
							90	450 x 440 x 540	A/F	- 0090045MF00

* Full tank capacity ● included ○ predisposed (not incl) ● not included in the standard tanks



Download specifics

**50/64**

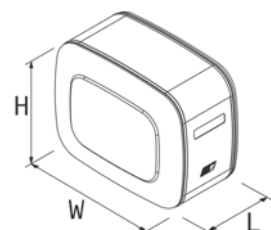
This oil tank is equipped with:

- air breather cap h 41
- round aluminium level gauge 1" (specific indicator on the EVO Filter)
- adjustable ball valve

Mounting kit: available for side and rear position.

Notes: Filter included for EVO (ET).

www.padoan.it/documents/Padoan_OIL_50-64_EN.pdf

**50/64 (sidewalls 500 mm h x 640 mm w)**

Products range	Filter Flange	Level Indicator E = Spy eye L = Level gauge	Returns	Valve Plate	Mounting kit	Adjustable Ball Valve	LT*	Dimensions L x H x W	Material	Product Code NSOF = Steel NSOA = Aluminium NSOI = Stainless steel
Multi Function (MF)	● embossed 135	● E	●	●	● Side / Rear	● 1"1/4	90	350 x 500 x 640	A/F/I	- 0090035MF00
						● 1"1/2	100	400 x 500 x 640	A/F/I	- 0100040MF00
							120	450 x 500 x 640	A/F/I	- 0120045MF00
							130	500 x 500 x 640	A/F/I	- 0130050MF00
							150	550 x 500 x 640	A/F/I	- 0150055MF00
							160	600 x 500 x 640	A/F/I	- 0160060MF00
							215	780 x 500 x 640	A/F/I	- 0215078MF00
Monobacket	● welded 135	● E	●	●	● Side	● 1"1/4	75	300 x 500 x 640	A/F	- 0075030CF00
Evo (ET)	● Evo	● Part of Evo Filter	●	●	● Side / Rear	● 1"1/2	90	350 x 500 x 640	A/F/I	- 0090035ET00
							100	400 x 500 x 640	A/F/I	- 0100040ET00
							120	450 x 500 x 640	A/F/I	- 0120045ET00
							130	500 x 500 x 640	A/F/I	- 0130050ET00
							150	550 x 500 x 640	A/F/I	- 0150055ET00
							160	600 x 500 x 640	A/F/I	- 0160060ET00
Compact	● welded 135	● E	●	●	● Rear	● 1"1/4	215	780 x 500 x 640	A/F/I	- 0215078ET00
							75	300 x 500 x 640	A/F	- 0075030RC00
							90	350 x 500 x 640	F	- 0090035RC00
							100	400 x 500 x 640	F/I	- 0100040RC00
	● embossed 135						120	450 x 500 x 640	F	- 0120045RC00

* Full tank capacity ● included ○ predisposed (not incl) ● not included in the standard tanks



Download specifics



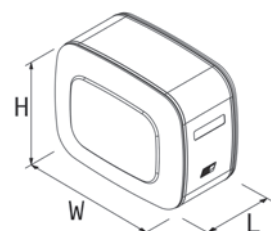
50/64 - T20

This oil tank is equipped with:
- air breather cap h 41

Mounting kit: available only for side position.

Notes: This tank has a specific shape designed to include a frontal large inclined surface of 20° so the filter is more accessible for maintenance.

www.padoan.it/documents/Padoan_OIL_50-64_T20_EN.pdf



50/64 T20 (sidewalls 500 mm h x 640 mm w)

Products range	Filter Flange	Level Indicator E = Spy eye L = Level gauge	Returns	Valve Plate	Mounting kit	Ajustable Ball Valve	LT*	Dimensions L x H x W	Material	Product Code NSOF = Steel NSOA = Aluminium NSOI = Stainless steel
T20	● welded 135					○ 1"1/2	75	300 x 500 x 640	A/F	- 0075030T200
							100	400 x 500 x 640	A/F/I	- 0100040T200
							120	470 x 500 x 640	A/F/I	- 0120047T200
							140	530 x 500 x 640	A/F/I	- 0140053T200
							150	570 x 500 x 640	A/F/I	- 0150057T200
							200	750 x 500 x 640	A/F/I	- 0200075T200
							250	930 x 500 x 640	A/F/I	- 0250093T200
						○ 2"	300	1100 x 500 x 640	A/F/I	- 0300110T200
							400	1500 x 500 x 640	A/F/I	- 0400150T200
	● welded 195	○ L	●	●	● Side	○ 2"1/2				

* Full tank capacity ● included ○ predisposed (not incl) ● not included in the standard tanks



Download specifics



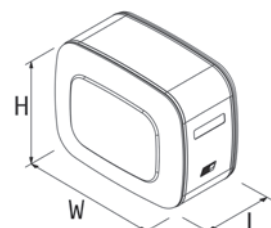
63/70

This oil tank is equipped with:
- air breather cap h 41
- round aluminium level gauge 1" (specific indicator on the EVO Filter)
- adjustable ball valve

Mounting kit: available for side and rear position.

Notes: Filter included for EVO (ET).

www.padoan.it/documents/Padoan_OIL_63-70_EN.pdf



63/70 (sidewalls 636 mm h x 706 mm w)

Products range	Filter Flange	Level Indicator E = Spy eye L = Level gauge	Returns	Valve Plate	Mounting kit	Adjustable Ball Valve	LT*	Dimensions L x H x W	Material	Product Code NSOF = Steel NSOA = Aluminium NSOI = Stainless steel
Multi Function (MF)	● embossed 135	● E	●	●	● Side / Rear	● 1"1/2	135	350 x 636 x 706	A/F/I	- 0135035MF00
							150	400 x 636 x 706	A/F/I	- 0150040MF00
							170	450 x 636 x 706	A/F/I	- 0170045MF00
							200	500 x 636 x 706	A/F/I	- 0200050MF00
	● welded 195					● 2"	250	600 x 636 x 706	A/F/I	- 0250060CF00
Monobacket	● welded 135	● E	●	●	● Side	● 1"1/2	120	300 x 636 x 706	A/F/I	- 0120030CF00
	● embossed 135						135	350 x 636 x 706	A/F	- 0135035MFMS
Valve Plate (MFPG)	● embossed 135	● E	●	●	● Side / Rear		135	350 x 636 x 706	A/F/I	- 0135035MFPG
							150	400 x 636 x 706	A/F/I	- 0150040MFPG
						● 1"1/2	170	450 x 636 x 706	A/F/I	- 0170045MFPG
							200	500 x 636 x 706	A/F/I	- 0200050MFPG
							250	600 x 636 x 706	A/F/I	- 0250060MFPG
Evo (ET)	● Evo	● Part of Evo Filter	●	●	● Side / Rear	● 1"1/2	135	350 x 636 x 706	A/F/I	- 0135035ET00
							150	400 x 636 x 706	A/F/I	- 0150040ET00
							170	450 x 636 x 706	A/F/I	- 0170045ET00
							200	500 x 636 x 706	A/F/I	- 0200050ET00
						● 2"	250	600 x 636 x 706	A/F/I	- 0250060ET00
Compact	● embossed 135	● E	●	●	● Rear	● 1"1/4	135	350 x 636 x 706	A/F	- 0135035RC00

* Full tank capacity ● included ○ predisposed (not incl) ● not included in the standard tanks

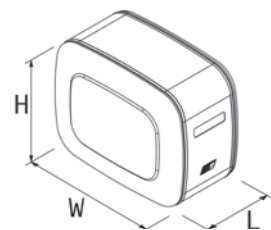


Download specifics

**70/63**

This oil tank is equipped with:

- air breather cap h 41
- round aluminium level gauge 1"
- adjustable ball valve

Mounting kit: available for side and rear position.**Notes:** Filter included for EVO (ET).www.padoan.it/documents/Padoan_OIL_70-63_EN.pdf**70/63 (sidewalls 706 mm h x 636 mm w)**

Products range	Filter Flange	Level Indicator E = Spy eye L = Level gauge	Returns	Valve Plate	Mounting kit	Adjustable Ball Valve	LT*	Dimensions L x H x W	Material	Product Code NSOF = Steel NSOA = Aluminium NSOI = Stainless steel
Multi Function (MF)	● embossed 135	● E	●	●	● Side / Rear	● 1"1/2	135	350 x 706 x 636	F/I	- 0135035C0RV
							150	400 x 706 x 636	A/F/I	- 0150040C0RV
							170	450 x 706 x 636	A/F/I	- 0170045C0RV
							200	500 x 706 x 636	A/F/I	- 0200050C0RV
Monobacket	●	● E	●	●	● Side	● 1"1/2	120	300 x 706 x 636	A/F	- 0120030C0RV

* Full tank capacity

● included ○ predisposed (not incl) ● not included in the standard tanks

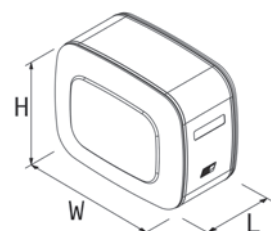


Download specifics

**70/70**

This oil tank is equipped with:

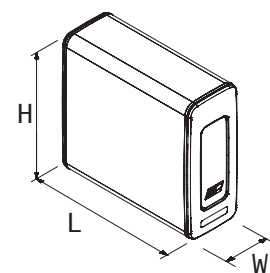
- air breather cap h 41
- round aluminium level gauge 1" (specific indicator on the EVO Filter)
- adjustable ball valve

Mounting kit: available for side and rear position.**Notes:** Filter included for EVO (ET).www.padoan.it/documents/Padoan_OIL_70-70_EN.pdf**70/70 (sidewalls 700 mm h x 700 mm w)**

Products range	Filter Flange	Level Indicator E = Spy eye L = Level gauge	Returns	Valve Plate	Mounting kit	Adjustable Ball Valve	LT*	Dimensions L x H x W	Material	Product Code NSOF = Steel NSOA = Aluminium
Multi Function (MF)	● embossed 135	● E	●	●	● Side / Rear	● 1"1/2	150	350 x 700 x 700	A/F	- 0150035MF00
							170	400 x 700 x 700	A/F	- 0170040MF00
							200	450 x 700 x 700	A/F	- 0200045MF00
	● welded 195					● 2"	250	550 x 700 x 700	A/F	- 0250055CF00
Monobacket	● welded 135	● E	●	●	● Side	● 1"1/2	130	300 x 700 x 700	A/F	- 0130030CF00
Evo (ET)	● Evo	● Part of Evo Filter	●	●	● Side / Rear	● 1"1/2	170	400 x 700 x 700	A	- 0170040ET00
							200	450 x 700 x 700	A	- 0200045ET00

* Full tank capacity

● included ○ predisposed (not incl) ● not included in the standard tanks



63/27

This oil tank is equipped with:

- air breather cap h 69
- round aluminium level gauge 1" (specific indicator on the EVO Filter)
- adjustable ball valve
- rear mounting kit

Mounting kit: available only for rear position.

Notes: Filter included for EVO (RE).

www.padoan.it/documents/Padoan_OIL_63-27_EN.pdf



Download specifics

63/27 (sidewalls 638 mm h x 270 mm w)

Products range	Filter Flange	Level Indicator E = Spy eye L = Level gauge	Returns	Valve Plate	Mounting kit	Adjustable Ball Valve	LT*	Dimensions L x H x W	Material	Product Code NSOF = Steel NSOA = Aluminium NSOI = Stainless steel
Classic (RC)	● embossed 135	● E	●	●	● Rear	● 1"1/4	110	700 x 638 x 270	A/F/I	- 0110070RC00
							135	860 x 638 x 270	A/F/I	- 0135086RC00
						● 1"1/2	180	1150 x 638 x 270	A/F/I	- 0180115RC00
							200	1260 x 638 x 270	A/F/I	- 0200126RC00
Evo (RE)	● Evo	● Part of Evo Filter	●	●	● Rear	● 1"1/4	110	700 x 638 x 270	A/F/I	- 0110070RE00
							135	860 x 638 x 270	A/F/I	- 0135086RE00
						● 1"1/2	180	1150 x 638 x 270	A/F/I	- 0180115RE00
							200	1260 x 638 x 270	A/F/I	- 0200126RE00
2 Filter Flange (RC30)	● embossed 135 (2flange)	● E	●	●	● Rear	● 1"1/2	200	1260 x 638 x 270	A/F	-0200126RC30

* Full tank capacity

● included ○ predisposed (not incl) ● not included in the standard tanks



diesel oil tanks



Download specifics



DIESEL OIL TANKS

The diesel oil tanks are equipped with:

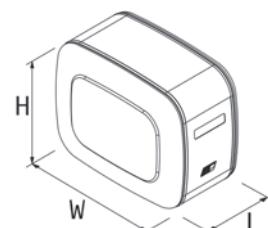
- fuel cap with key and safety valve
- side mounting kit

Mounting kit: available for side position.

Notes:

- Homologation ECE 34 Part III
- Available on request the specific level indicator

www.padoan.it/documents/Padoan_DIESEL_EN.pdf



44/54 (sidewalls 440 mm h x 540 mm w)

Products range	Bayonet connection	Level Indicator VDO	Side mounting kit	Diesel drenage	ECE 34 Part III	LT*	Dimensions L x H x W	Material	Product Code
Diesel oil tank	●	○	●	●	●	180	850 X 440 X 540	A/F	- 0180085C100
						210	1000 X 440 X 540	A/F	- 0210100C100
						250	1200 X 440 X 540	A/F	- 0250120C100
						300	1400 X 440 X 540	A/F	- 0300140C100

50/64 (sidewalls 500 mm h x 640 mm w)

Products range	Bayonet connection	Level Indicator VDO	Side mounting kit	Diesel drainage	ECE 34 Part III	LT*	Dimensions L x H x W	Material	Product Code
Diesel oil tank	●	○	●	●	●	90	350 x 500 x 640	A/F/I	- 0090035C100
						280	1000 x 500 x 640	A/F/I	- 0300100C100
						350	1250 x 500 x 640	A/F/I	- 0380125C100
						425	1500 x 500 x 640	A/F/I	- 0400150C100
						450	1600 x 500 x 640	A/F/I	- 0500160C100
						520	1800 x 500 x 640	A/F/I	- 0550180C100
						570	2000 x 500 x 640	A/F/I	- 0600200C100

64/50 (sidewalls 640 mm h x 500 mm w)**

Products range	Bayonet connection	Level Indicator VDO	Side mounting kit	Diesel drainage	ECE 34 Part III	LT*	Dimensions L x H x W	Material	Product Code
Diesel oil tank	●	○	●	●	●	90	350 x 640 x 500	A/F/I	- 0090035C1RV
						280	1000 x 640 x 500	A/F/I	- 0280100C1RV
						350	1250 x 640 x 500	A/F/I	- 0350125C1RV
						425	1500 x 640 x 500	A/F/I	- 0425150C1RV
						450	1600 x 640 x 500	A/F/I	- 0450160C1RV
						520	1800 x 640 x 500	A/F/I	- 0520180C1RV
						570	2000 x 640 x 500	A/F/I	- 0570200C1RV

* Full tank capacity ** Upon request

● included ○ predisposed (not incl) ● not included in the standard tanks

diesel oil tanks

63/70 (sidewalls 636 mm h x 706 mm w)

Products range	Bayonet connection	Level Indicator VDO	Side mounting kit	Diesel drainage	ECE 34 Part III	LT*	Dimensions L x H x W	Material	Product Code NSGF = Steel NSGA = Aluminium NSGI = Stainless steel
Diesel oil tank	●	○	●	●	●	110	300 X 636 X 706	A/F/I	- 0120030C100
						135	350 X 636 X 706	A/F/I	- 0135035C100
						200	500 X 636 X 706	A/F/I	- 0200050C100
						240	610 X 636 X 706	A/F/I	- 0250061C100
						290	735 X 636 X 706	A/F/I	- 0300073C100
						360	900 X 636 X 706	A/F/I	- 0350090C100
						400	1000 X 636 X 706	A/F/I	- 0400100C100
						450	1110 X 636 X 706	A/F/I	- 0450111C100
						500	1250 X 636 X 706	A/F/I	- 0500125C100
						550	1360 X 636 X 706	A/F/I	- 0550136C100
						600	1500 X 636 X 706	A/F/I	- 0600150C100
						650	1610 X 636 X 706	A/F/I	- 0650161C100
						670	1700 X 636 X 706	A/F/I	- 0670170C100
						730	1800 X 636 X 706	A/F/I	- 0700180C100
						815	2000 X 636 X 706	A/F/I	- 0800200C100

70/63 (sidewalls 706 mm h x 636 mm w)**

Products range	Bayonet connection	Level Indicator VDO	Side mounting kit	Diesel drainage	ECE 34 Part III	LT*	Dimensions L x H x W	Material	Product Code NSGF = Steel NSGA = Aluminium NSGI = Stainless steel
Diesel oil tank	●	○	●	●	●	110	300 X 706 X 636	A/F/I	- 0110030C1RV
						135	350 X 706 X 636	A/F/I	- 0135035C1RV
						200	500 X 706 X 636	A/F/I	- 0200050C1RV
						240	610 X 706 X 636	A/F/I	- 0240061C1RV
						290	735 X 706 X 636	A/F/I	- 0290073C1RV
						360	900 X 706 X 636	A/F/I	- 0360090C1RV
						400	1000 X 706 X 636	A/F/I	- 0400100C1RV
						450	1110 X 706 X 636	A/F/I	- 0450111C1RV
						500	1250 X 706 X 636	A/F/I	- 0500125C1RV
						550	1360 X 706 X 636	A/F/I	- 0550136C1RV
						600	1500 X 706 X 636	A/F/I	- 0600150C1RV
						650	1610 X 706 X 636	A/F/I	- 0650161C1RV
						670	1700 X 706 X 636	A/F/I	- 0670170C1RV
						730	1800 X 706 X 636	A/F/I	- 0730180C1RV
						815	2000 X 706 X 636	A/F/I	- 0800200C1RV

70/70 (sidewalls 700 mm h x 700 mm w)

Products range	Bayonet connection	Level Indicator VDO	Side mounting kit	Diesel drainage	ECE 34 Part III	LT*	Dimensions L x H x W	Material	Product Code NSGF = Steel NSGA = Aluminium
Diesel oil tank	●	○	●	●	●	125	300 X 700 X 700	A/F	- 0140030C100
						160	350 X 700 X 700	A/F	- 0160035C100
						170	400 X 700 X 700	A/F	- 0190040C100
						200	450 X 700 X 700	A/F	- 0200045C100
						215	500 X 700 X 700	A/F	- 0230050C100
						260	600 X 700 X 700	A/F	- 0280060C100
						310	700 X 700 X 700	A/F	- 0330070C100
						350	800 X 700 X 700	A/F	- 0370080C100
						400	900 X 700 X 700	A/F	- 0400090C100
						445	1000 X 700 X 700	A/F	- 0460100C100
						500	1100 X 700 X 700	A/F	- 0500110C100
						540	1200 X 700 X 700	A/F	- 0550120C100
						590	1300 X 700 X 700	A/F	- 0600130C100
						680	1500 X 700 X 700	A/F	- 0700150C100
						815	1800 X 700 X 700	A/F	- 0800180C100
						910	2000 X 700 X 700	A/F	- 0900200C100
						960	2110 X 700 X 700	A/F	- 0960211C100

* Full tank capacity ** Upon request

● included ○ predisposed (not incl) ● not included in the standard tanks



combined tanks

combined tanks



Download specifics

**COMBINED TANKS**

The combined tanks are equipped with:

- side mounting kit

Mounting kit: available for side position.

OIL

- air breather cap h 41
- round aluminium level gauge 1" (specific indicator on the EVO Filter)
- adjustable ball valve

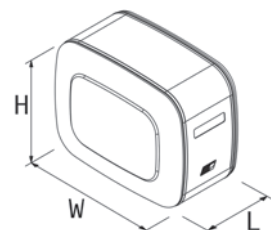
DIESEL OIL

- fuel cap with key and safety valve

Notes:

- Homologation ECE 34 Part III for diesel oil part
- Available on request the specific level indicator for the diesel oil part

www.padoan.it/documents/Padoan_COMBINED_EN.pdf

**50/64 (sidewalls 500 mm h x 640 mm w)**

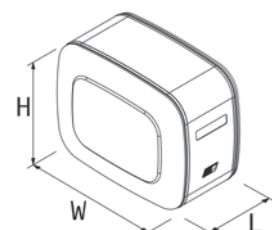
DIESEL OIL TANK	Products range	Bayonet connection	Level Indicator VDO	Side mounting kit	Diesel drenage	ECE 34 Part III		LT* Diesel/Oil	Dimensions L x H x W	Material	Product Code NSMF = Steel NSMA = Aluminium NSMI = Stainless steel
	Diesel oil tank	●	○	●	●	●		160/120 175/105	1000 x 500 x 640 1000 x 500 x 640	A/F/I A/F/I	-0160100C100 -0175100C100
	Products range	Filter Flange	Level Indicator E = Spy eye L = Level gauge	Adjustable Ball Valve	Returns	Valve Plate	Mounting kit	190/90	1000 x 500 x 640	A/F/I	-0191100C100
OIL TANK	Multi Function (MF)	● embossed 135	● E	● 1"1/2	●	●	● Side				

64/50 (sidewalls 640 mm h x 500 mm w)

DIESEL OIL TANK	Products range	Bayonet connection	Level Indicator VDO	Side mounting kit	Diesel drenage	ECE 34 Part III		LT* Diesel/Oil	Dimensions L x H x W	Material	Product Code NSMF = Steel NSMA = Aluminium NSMI = Stainless steel
	Diesel oil tank	●	○	●	●	●		160/120 175/105	1000 x 640 x 500 1000 x 640 x 500	A/F/I A/F/I	-0160100C1RV -0175100C1RV
								190/90	1000 x 640 x 500	A/F/I	-0191100C1RV
OIL TANK	Products range	Filter Flange	Level Indicator E = Spy eye L = Level gauge	Adjustable Ball Valve	Returns	Valve Plate	Mounting kit				
	Multi Function (MF)	● embossed 135	● E	● 1"1/2	●	●	● Side				

* Full tank capacity

● included ○ predisposed (not incl) ● not included in the standard tanks



63/70 (sidewalls 636 mm h x 706 mm w)

DIESEL OIL TANK	Products range	Bayonet connection	Level Indicator VDO	Side mounting kit	Diesel drainage	ECE 34 Part III	LT* Diesel/Oil	Dimensions L x H x W	Material	Product Code MF	Product Code EVO
										NSMF = Steel NSMA = Alu NSMI = Stainless steel	NSMF = Steel NSMA = Alu NSMI = Stainless steel
OIL TANK	Diesel oil tank	●	○	●	●	●	125/140	700 X 636 X 706	A/F/I	- 0125070C100	- 0125070CE00
							140/170	800 X 636 X 706	A/F/I	- 0140080C100	- 0140080CE00
							160/150	800 X 636 X 706	A/F/I	- 0160080C100	- 0160080CE00
							180/170	900 X 636 X 706	A/F/I	- 0180090C100	- 0180090CE00
							190/200	1000 X 636 X 706	A/F/I	- 0190100C100	- 0190100CE00
							200/150	900 X 636 X 706	A/F/I	- 0200091C100	- 0200091CE00
							220/170	1000 X 636 X 706	A/F/I	- 0220100C100	- 0220100CE00
							280/200	1100 X 636 X 706	A/F/I	- 0280125C100	- 0280125CE00
							380/200	1250 X 636 X 706	A/F/I	- 0380150C100	- 0380150CE00
							410/170	1360 X 636 X 706	A/F/I	- 0410150C100	- 0410150CE00
OIL TANK	Multi Function (MF)	● embossed 135	● E	● 1"1/2	●	●	600/200	1500 X 636 X 706	A/F/I	- 0600200C100	- 0600200CE00
	Evo (ET)	● Evo	● Part of Evo Filter	● 1"1/2	●	●					

70/70 (sidewalls 700 mm h x 700 mm w)

DIESEL OIL TANK	Products range	Bayonet connection	Level Indicator VDO	Side mounting kit	Diesel drainage	ECE 34 Part III	LT* Diesel/Oil	Dimensions L x H x W	Material	Product Code
										NSMF = Steel NSMA = Aluminium
OIL TANK	Diesel oil tank	●	○	●	●	●	150/150	700 X 700 X 700	A/F	- 0150070C100
							200/150	800 X 700 X 700	A/F	- 0200080C100
							200/200	900 X 700 X 700	A/F	- 0200090C100
							220/170	900 X 700 X 700	A/F	- 0220090C100
							280/170	1000 X 700 X 700	A/F	- 0280100C100
							300/200	1100 X 700 X 700	A/F	- 0300110C100
							340/200	1200 X 700 X 700	A/F	- 0340120C100
							400/200	1300 X 700 X 700	A/F	- 0400130C100
							480/200	1500 X 700 X 700	A/F	- 0480150C100
							600/200	1800 X 700 X 700	A/F	- 0600180C100
OIL TANK	Multi Function (MF)	● embossed 135	● E	● 1"1/2	●	●	700/200	2000 X 700 X 700	A/F	- 0700200C100

* Full tank capacity


● included ○ predisposed (not incl) ● not included in the standard tanks




accessories




Semi-immersed Return Filters

	Filter Flange	l/min flow	Micron µm	Inlet Connection	Product Code	Spare Parts-Cartridge
	embossed 135	250 l/min	40 µm microfibre	1"1/4	AF00SEM136125CF	AF00ELF205070CF
		200 l/min	21 µm microfibre	1"1/4	AF00SEM136125F2	AF00ELF205070F2
		150 l/min	10 µm paper	1"1/4	AF00SEM136125C1	AF00ELF205070C1
	welded 195	300 l/min	60 µm wire mesh	1"1/4 + 3/4"	AF00SEM195225CL	AF00ELF210100RM
		250 l/min	21 µm microfibre	1"1/4 + 3/4"	AF00SEM195225F2	AF00ELF211099F2
		250 l/min	10 µm paper	1"1/4 + 3/4"	AF00SEM195225I0	AF00ELF211099C1
	welded 135	250 l/min	40 µm microfibre	1"1/4	AF00SEM136125CF	AF00ELF205070CF
		200 l/min	21 µm microfibre	1"1/4	AF00SEM136125F2	AF00ELF205070F2
		150 l/min	10 µm paper	1"1/4	AF00SEM136125C1	AF00ELF205070C1


Evo Filters

	Filter Flange	l/min flow	Micron µm	Inlet Connection	Product Code	Spare Parts-Cartridge
	EVO	220 l/min	40 µm microfibre	1"1/4	AF00SFL251125CF	AF00ELF255059F4
		180 l/min	21 µm microfibre	1"1/4	AF00SFL251125F2	AF00ELF255059F2
		150 l/min	10 µm paper	1"1/4	AF00SFL251125CC	AF00ELF255059C1


Immersed Return Filters for Easy Kit

	Filter Flange	l/min flow	Micron µm	Inlet Connection	Product Code	Spare Parts-Cartridge
	embossed 135	250 l/min	40 µm microfibre	/	AF00IMM090340CF	AF00ELF205070CF
		200 l/min	21 µm microfibre	/	AF00IMM090340F2	AF00ELF205070F2
		150 l/min	10 µm paper	/	AF00IMM090340C1	AF00ELF205070C1


Immersed Easy Filter

	Filter Flange	l/min flow	Micron µm	Inlet Connection	Product Code	Spare Parts-Cartridge
	embossed 135	220 l/min	40 µm microfibre	1"	AF00IMM134100CF	AF00ELF205070CF
		180 l/min	21 µm microfibre	1"	AF00IMM134100F2	AF00ELF205070F2
		150 l/min	10 µm paper	1"	AF00IMM134100C1	AF00ELF205070C1


Air breather caps - oil tank

	Products Range	Description	Specifics	Product Code	Spare Parts-Cartridge
	MF / Monobrick / Compact 75lt - 90lt / T20 / MFPG	Air breather cap with air filter, fixing screws and anti-splash	h 41 mm - air cartridge paper 10 µm	ATP0PLSCAROLI20	AFA0CARCILT0P20
	RC / RC30	Air breather cap with air filter, fixing screws and anti-splash	h 69 mm - air cartridge paper 10 µm	ATP0PLSCAROLI10	AFA0CARCILT0P10

Fuel caps - diesel oil tank

	Products Range	Description	Specifics	Product Code	Spare Parts
	Diesel oil / Combined	Fuel Cap, diameter 80 mm, with bayonet connection	with key and safety valve - plastic	ATP0CARCARB80CE	/

Level indicator** - oil tank




Products Range	Description	Specifics	Product Code	Spare Parts
MF / Monobacket / Compact / MFPG / Classic	round aluminium level gauge	1"	AILOROTLIQ100AL	/
36/26 / 26/36	round aluminium level gauge	3/4"	AILOROTLIQ075AL	/
MF (44/54 60-70lt)	sight level gauge	not graduated - 127 mm distance between centers (M12)	AILOVISLIQ12701	/
T20*	sight level gauge	not graduated - 254 mm distance between centers (M12)	AILOVISLIQ25400	/
		not graduated - 254 mm distance between centers (M12)- low level electric sensor, 2,5 mm wire connection	AILOVISLIQ254CE	/
		254 mm distance between centers (M12) - with thermometer	AILOVISLIQ254TR	/

* not included in the standard tank


** suitable level gauge for diesel oil tank upon request

Adjustable ball valve



Products Range	Description	Specifics	Product Code	Spare Parts
Oil tanks	adjustable ball valve MF with lever	1"1/4	ARU0ABV12500100	/
	adjustable ball valve MF with lever	1"1/2	ARU0ABV15000100	/
	adjustable ball valve MF with lever	2"	ARU0ABV20000100	/
	adjustable ball valve MF with lever	2"1/2	ARU0ABV25000100	/

Pipe fittings



Products Range	Description	Specifics	Product Code	Spare Parts
Oil tanks	straight pipe fitting, Ø40mm HOSE, inox band and sealing	1"1/4	ARA0PDNPGM12500	/
	90° adjustable pipe fitting, Ø40mm HOSE connection, inox band and sealing	1"1/4	ARA0PDNPGM12550	/
	straight pipe fitting, Ø51mm HOSE, inox band and sealing	1"1/2	ARA0PDNPGM15000	/
	90° adjustable pipe fitting, Ø51mm HOSE connection, inox band and sealing	1"1/2	ARA0PDNPGM15050	/
	straight pipe fitting, Ø65mm HOSE, inox band and sealing	2"	ARA0PDNPGM20000	/
	90° adjustable pipe fitting, Ø65mm HOSE connection, inox band and sealing	2"	ARA0PDNPGM20050	/

Adjustable fittings



Products Range	Description	Specifics	Product Code	Spare Parts
Oil tanks	90° adjustable fitting M/F	1"1/4	ARA0PDNFLT12550	/
	90° adjustable fitting M/F	1"1/2	ARA0PDNFLT15050	/

HYDAC INTERNATIONAL for Padoan

Semi-immersed Return Filters



Filter Flange	l/min flow	Micron μm	Inlet Connection	Product Code	Spare Parts-Cartridge
embossed 135	200 l/min	10 μm microfibre Stat-free	2x1"	AFO0SEM135100H2	AFO0ELF135010H2
	200 l/min	21 μm microfibre Stat-free	2x1"	AFO0SEM135100H1	AFO0ELF135021H1
welded 195	300 l/min	21 μm microfibre Stat-free	1"1/2	AFO0SEM195150H1	AFO0ELF195021H1
	250 l/min	10 μm microfibre Stat-free	1"1/2	AFO0SEM195150H2	AFO0ELF195010H2
	300 l/min	21 μm microfibre Stat-free	3x1"1/4+2x1"	AFO0SEM195125H1	AFO0ELF195021H1
	250 l/min	10 μm microfibre Stat-free	3x1"1/4+2x1"	AFO0SEM195125H2	AFO0ELF195010H2
Extra Accessories	Description		Specific	Product Code	Spare Parts
for Filters Hydac	clogging indicator		visual	AFO0SEMACCIIVH0	/
	clogging indicator		electric	AFO0SEMACCSIEH0	/

Air breather caps - oil tank

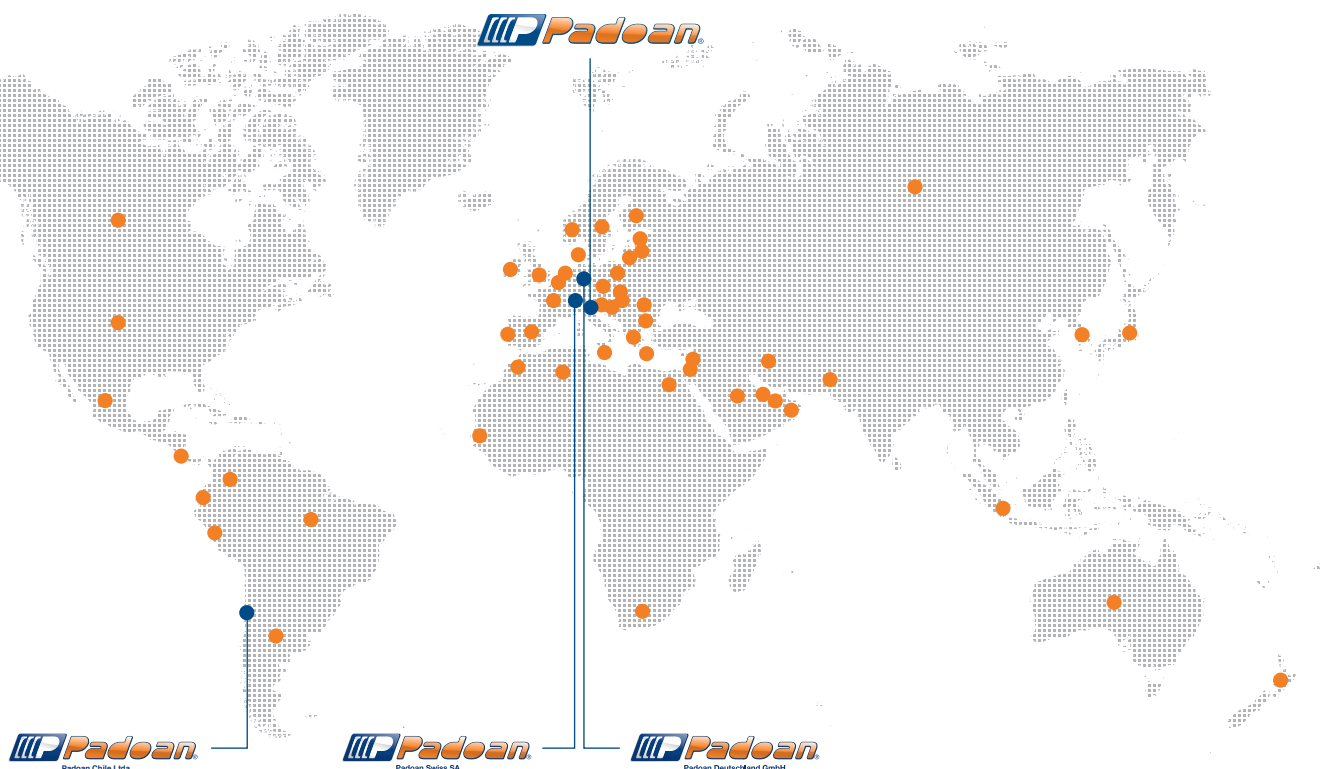


Products Range	Description	Specifics	Product Code	Spare Parts-Cartridge
Oil tanks	Nylon air breather cap with air filter anti-splash and fixing screws	h 69 mm - air cartridge paper 10 μm	ATPOPLSCAROILHA	AFA0CARCILTOPH1
Extra Accessories	Description	Specifics	Product Code	Spare Parts
for Oil Cap Hydac	clogging indicator	visual	ATPOPLSCARIIVHX	/

Level indicator - oil tank



Products Range	Description	Specifics	Product Code	Spare Parts
Oil tanks	sight level gauge	not graduated - 127 mm distance between centers (M12)	AILOVISLIQ127H0	/
		graduated - 127 mm distance between centers (M12) - thermometer	AILOVISLIQ127HT	/
		not graduated - 127 mm distance between centers (M12) - low level electric sensor	AILOVISLIQ127HS	/
		not graduated - 254 mm distance between centers (M12)	AILOVISLIQ254H0	/
		graduated - 254 mm distance between centers (M12) - thermometer	AILOVISLIQ254HT	/
		not graduated - 254 mm distance between centers (M12) - low level electric sensor	AILOVISLIQ254HS	/
		not graduated - 381 mm distance between centers (M12)	AILOVISLIQ381H0	/
Extra Accessories	Description	Specifics	Product Code	Spare Parts
for level indicator Hydac	electric temperature sensor for sight level gauge with low level sensor	70°	AITOELE070000H0	/
	electric temperature sensor for sight level gauge with low level sensor	80°	AITOELE080000H0	/



in the world



Padoan Srl
Via Risorgive, 20
31048 Olmi di S. Biagio di Callalta (TV) - Italy
ph. +39 0422 362172 - fax +39 0422 469770
info@padoan.it - www.padoan.it

Padoan Swiss SA
San Vittore, Cantone Grigioni - Switzerland

Padoan Deutschland GmbH
Mönchengladbach - Germany

Padoan Chile Ltda
Santiago - Chile

